

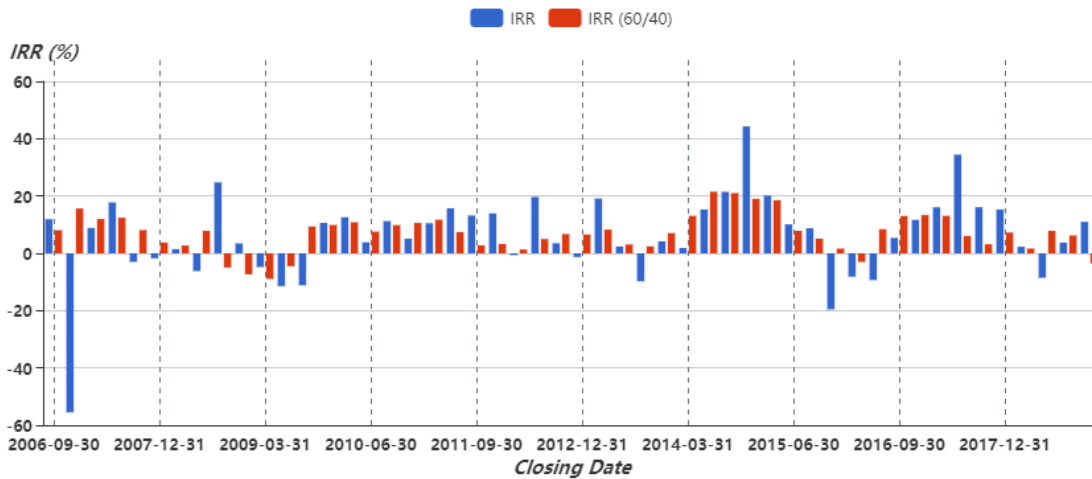
John Doe
 123 Fake St
 Fakeville, AB, T4G 1K7
 example@example.com

Greg Leroux
 719 Bloor St W
 Toronto, Ontario, M4Y1H5
 greg@crm2plus.com

Your Investment Performance

Dear John Doe,

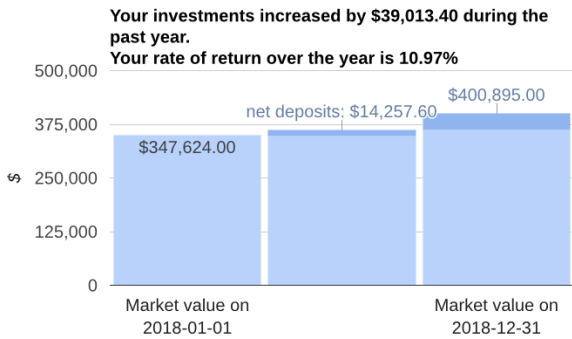
This report depicts your portfolio's performance over the specified period, net of fees. "Contributions" consist of all deposits, transfers-in and service-fee rebates. "Withdrawals" consist of all redemptions, transfer-outs, sales charges and withholding taxes from the indicated plans/accounts. "Invested" is the net contributions less withdrawals. Fair Market Value represents the total point value of your plans/accounts at each period-end. This report will tell you whether or not you're on track to meet your investment goals.



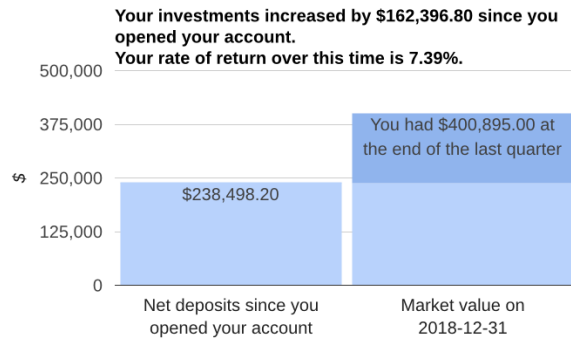
Change in Account Value

Table 1: Summary of Your Account from 2005-10-01 to 2018-12-31

	Your accounts	60/40
Year to date Rate of Return	10.94%	-3.50%
Rate of Return	7.39%	6.27%
Opening Value	\$0.00	\$0.00
Total Deposits	\$275,426.90	\$275,426.90
Amount Invested	\$238,498.20	\$238,498.20
Amount Redeemed	\$36,928.70	\$36,928.70
Change	\$162,396.80	\$130,725.66
Closing Value	\$400,895.00	\$369,223.86



(a) Past Year



(b) All Time

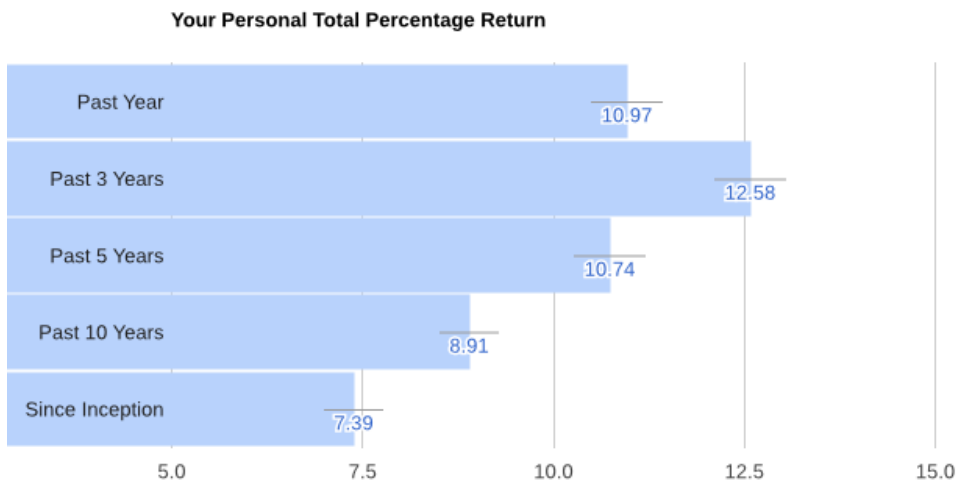
“Market value” is the price at which an investment can be sold on the open market at a specific point in time.

Your Personal Rates of Return

The chart below shows your total return (minus transaction costs), over various time intervals. These returns reflect diversification and risk level of your account. While reviewing your returns, consider your investment goals, your risk tolerance, and the value of the advice and services you receive.

The resulting returns are calculated using a standard formula known as the “money-weighted” return (also known as the internal rate of return). This method takes into account the timing of your personal deposits and withdrawals.

The calculation includes most dealer and fund manager costs. Most benchmarks do not take hypothetical management fees into account, so your returns are not directly comparable to a benchmark.



Client Name	Plan Name	Plan Number	Investment Number
John Doe	RRSP	14289	100775577
